

CLYDE

Design by
Numéro111

Description

The Clyde double-topped low table harmoniously brings together no less than 3 materials in an entirely contemporary fashion : the structure is in steel (in a metallic brass-effect or Epoxy black lacquered finish) whilst the upper top in smoked glass allows the opaque lower top in white marble-effect or gloss black marble-effect ceramic stoneware to be seen beneath it. Altogether, the piece speaks of softness and lightness thanks to the finesse of its steel structure, the transparency of the upper top and the rounded corners of both tops.

Structure in matt varnished metallic brass-effect or Epoxy black lacquered steel. Upper top in 8 mm thick smoke grey toughened glass. Lower top in 6 mm thick white marble-effect or gloss black marble-effect full body ceramic stoneware, glued onto a support panel.



Technical Specifications

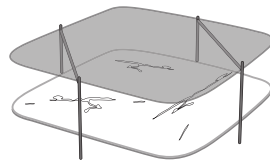
**LOW TABLE - BRASS-EFFECT STEEL STRUCTURE UPPER TOP IN GREY SMOKED GLASS
LOWER TOP IN WHITE MARBLE-EFFECT CERAMIC STONWARE**

© Ligne Roset 2021

DIMENSIONS


H 350 mm - W 1030 mm - L 1030 mm -

Other sizes



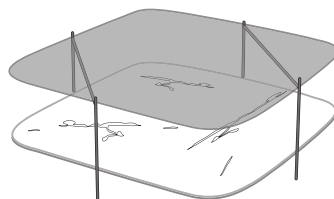
low table - brass-effect steel structure
upper top in grey smoked glass lower
top in white marble-effect ceramic
stoneware

DIMENSIONS
H 350 - mm
W 1030 - mm
L 1030 - mm



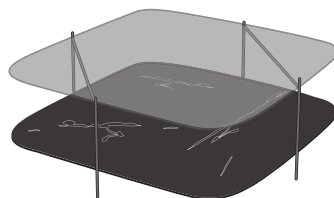
low table - brass-effect steel structure
upper top in grey smoked glass lower
top in black marble-effect ceramic
stoneware

DIMENSIONS
H 350 - mm
W 1030 - mm
L 1030 - mm



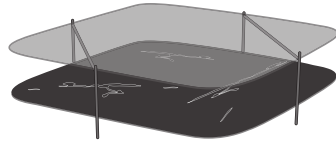
low table - brass-effect steel structure
upper top in grey smoked glass lower
top in white marble-effect ceramic
stoneware

DIMENSIONS
H 350 - mm
W 1340 - mm
L 1340 - mm



low table - brass-effect steel structure
upper top in grey smoked glass lower
top in black marble-effect ceramic
stoneware


DIMENSIONS
H 350 - mm
W 1340 - mm
L 1340 - mm



low table - brass-effect steel structure
upper top in grey smoked glass lower
top in black marble-effect ceramic
stoneware

DIMENSIONS

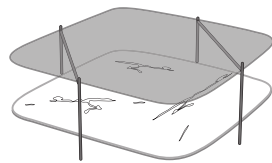
H 350 - mm
W 720 - mm
L 1180 - mm



low table - brass-effect steel structure
upper top in grey smoked glass lower
top in white marble-effect ceramic
stoneware

DIMENSIONS

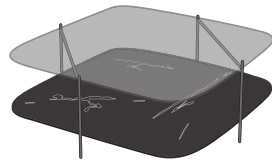
H 350 - mm
W 720 - mm
L 1180 - mm



low table - black lacquered steel
structure upper top in grey smoked
glass lower top in white marble-effect
ceramic stoneware

DIMENSIONS

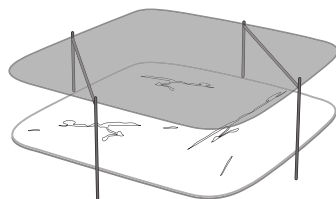
H 350 - mm
W 1030 - mm
L 1030 - mm



low table - black lacquered steel
structure upper top in grey smoked
glass lower top in black marble-effect
ceramic stoneware

DIMENSIONS

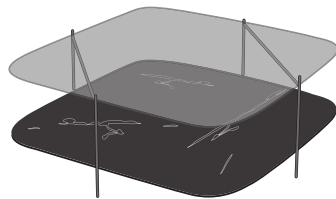
H 350 - mm
W 1030 - mm
L 1030 - mm



low table - black lacquered steel
structure upper top in grey smoked
glass lower top in white marble-effect
ceramic stoneware

DIMENSIONS

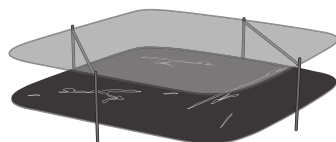
H 350 - mm
W 1340 - mm
L 1340 - mm



low table - black lacquered steel
structure upper top in grey smoked
glass lower top in black marble-effect
ceramic stoneware

DIMENSIONS

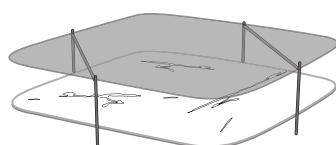
H 350 - mm
W 1340 - mm
L 1340 - mm



low table - black lacquered steel
structure upper top in grey smoked
glass lower top in black marble-effect
ceramic stoneware

DIMENSIONS

H 350 - mm
W 720 - mm
L 1180 - mm



low table - black lacquered steel
structure upper top in grey smoked
glass lower top in white marble-effect
ceramic stoneware

DIMENSIONS

H 350 - mm
W 720 - mm
L 1180 - mm