

# PUMPKIN

**Design by**  
Pierre Paulin

**Description**

For the very first time, Pierre Paulin's 1971 design for seating for the private apartments of Claude & Georges Pompidou at the Elysée Palace is being put into large-scale production. Pumpkin is characteristic of Paulin's revolutionary style, as initiated at the end of the 1950's, and as its name suggests is evocative of a giant pumpkin, welcoming the user with its protectively voluptuous - and voluptuously protective - shell. Resisting its appeal is an impossibility!

**Technical Specifications**

**CONSTRUCTION**

Base and mid-section in polyether foam 30 kg/m<sup>3</sup> - 3,0 kPa, resting on a thermoformed ABS base.

**COMFORT**

Seat and bucket-style enveloping back in moulded polyurethane foam 35 kg/m<sup>3</sup> - 3.2 kPa with a 'comfort' layer in the same foam.

**MAKING-UP**

Covers may be removed by a professional. Cover quilted with 100 g/m<sup>2</sup> polyester on the seat/back, and polyether foam on the exterior of the mid-section.

**COVERS**

A monocolour model, which may be made up in either fabric or hide. Coloured wools chime perfectly with the spirit of Pumpkin.



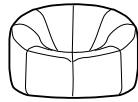
**ARMCHAIR**

**DIMENSIONS**

H 700 mm - W 1050 mm - D 830 mm - SH 370 mm -

**Other sizes**

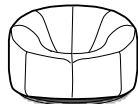
© Ligne Roset 2021



armchair

**DIMENSIONS**

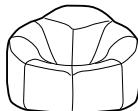
H 700 - mm  
W 1050 - mm  
D 830 - mm  
SH 370 - mm



swivelling armchair

**DIMENSIONS**

H 700 - mm  
W 1050 - mm  
D 830 - mm  
SH 370 - mm



armchair high back

**DIMENSIONS**

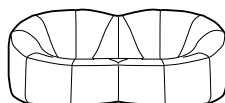
H 830 - mm  
W 1050 - mm  
D 830 - mm  
SH 370 - mm



swivelling armchair high back

**DIMENSIONS**

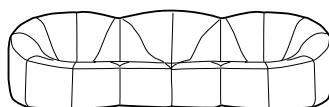
H 830 - mm  
W 1050 - mm  
D 830 - mm  
SH 370 - mm



small settee

**DIMENSIONS**

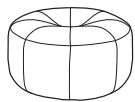
H 700 - mm  
W 1780 - mm  
D 830 - mm  
SH 370 - mm



large settee

**DIMENSIONS**

H 700 - mm  
W 2500 - mm  
D 830 - mm  
SH 370 - mm



footstool

**DIMENSIONS**

SH 370 - mm

Ø 740 - mm