

CURULE

Design by
Pierre Paulin

Description

Reproduction of a chair designed by Pierre Paulin at the beginning of the Eighties, which was displayed at the musée des Arts décoratifs in September 1983.

Technical Specifications

CONSTRUCTION

Curved solid beech slats, cut from the same piece of wood and assembled using threaded steel posts and rivets.

COMFORT

Seat and arms in beech. Backrest in soft pigmented full grain hide. Seat folds in the centre.

MAKING-UP

Frame in matt varnished black-stained beech with backrest in black hide. The name Pierre Paulin is stamped on every Curule chair, on the lower rear part of the frame.

More info at

www.ligne-roset.com

© Ligne Roset 2021

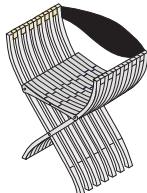


CHAIR NATURAL OAK

DIMENSIONS

H 670 mm - W 560 mm - D 355 mm - SH 430 mm -

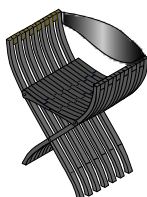
Other sizes



chair natural oak

DIMENSIONS

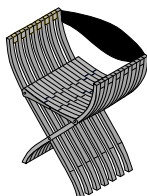
H 670 - mm
W 560 - mm
D 355 - mm
SH 430 - mm



chair black stained beech

DIMENSIONS

H 670 - mm
W 560 - mm
D 355 - mm
SH 430 - mm



chair walnut

DIMENSIONS

H 670 - mm
W 560 - mm
D 355 - mm
SH 430 - mm