

DO NOT DISTURB

Design by

Description

Do not disturb is a compact bed-settee, the primary objective of which is to optimize both the usage and the quality of the sleep area, whilst providing visual pleasure and the comfort of a 'real' settee. The patented mechanism and sprung mattress offer a very high quality sleep area. For optimum comfort, both opening and closing are electrically controlled at the touch of a button.

Do not disturb's lines are sober and elegant. The continuous line of its structure offers broad armrests at just the right height for resting the arms. Aesthetics and comfort unite to make one forget that this settee, with its successful proportions, conceals within itself an ultra-efficient manually or electrically-operated mechanism for excellent everyday comfort.

Technical Specifications

CONSTRUCTION

Panels of tri plywood clad in polyether foam 60 kg/m³ - 7.8 kPa and polyester quilting 110 g/m². Delivered in 2 separate packs (3 in the case of the version with electric mechanism).

COMFORT

Suspension of seat via criss-cross webbing on the sleep platform and mattress. Sheet elastic suspension on back. Seat cushion in high resilience polyurethane Bultex foam 38 kg/m³ - 3.6 kPa and 30 kg/m³ - 1.8 kPa. Back cushions in Bultex foam 30 kg/m³ - 1.8 kPa, with integral lumbar in Bultex foam 38 kg/m³ - 3.6 kPa with compartmented comfort layer (3 horizontal compartments) filled with new goose feathers (10 % down/90 % feathers). The seat and back cushions remain fixed to the mechanism and fold beneath the sleep platform when opened out for use as a bed. Two options for the mechanism: manual, with easy, effortless opening and closing, or fully-automated electric (with ON/OFF button - simply press to fully open - and UP/DOWN buttons - press and hold to open or close).

Lampolet patented assisted mechanism with lacquered steel frame, sleep platform made from thermo-soldered non-deforming steel mesh with spring-mounted reinforced criss-cross webbing at the foot. Mattress holders at head and foot. Sprung mattress 140 x 196 or 160 x 196, thickness 14 cm with pocket springs made from steel wire ? 1.8 mm, clad in high resilience polyurethane foam 30 kg/m³ - 1.8 kPa and polyester quilting 100 g/m². Ecu-coloured quilted 100 % cotton ticking with lateral aeration. Height of sleep platform: 56 cm.

MAKING-UP

Covers of back and seat cushions padded with polyester quilting 200 g/m². The lines of this model are enhanced with single needle and baguette stitching. Removable covers.

COVERING MATERIALS

A monocolour model. Any covering material in the collection may be used (NB except technical impossibilities).

More info at

www.ligne-roset.com

© Ligne Roset 2021




BED SETTEE WITH 2 ARMS BEDDING 140 (W 140 x L 200 x H 14)

DIMENSIONS

H 780 mm - W 2000 mm - D 980 mm - SH 440 mm -


Other sizes



bed settee with 2 arms bedding 140 (w 140 x l 200 x h 14)

DIMENSIONS


H 780 - mm
W 2000 - mm
D 980 - mm
SH 440 - mm



bed settee with 2 arms bedding 140 (w 140 x l 200 x h 14) with electric mechanism

DIMENSIONS


H 780 - mm
W 2000 - mm
D 980 - mm
SH 440 - mm



bed settee with 2 arms bedding 160 (w 160 x l 200 x h 14)

DIMENSIONS

H 780 - mm
W 2200 - mm
D 980 - mm
SH 440 - mm



bed settee with 2 arms bedding 160 (w 160 x l 200 x h 14) with electric mechanism

DIMENSIONS

H 780 - mm
W 2200 - mm
D 980 - mm
SH 440 - mm